

AUTOMATIC & MANUAL

WA-5000

HIGH PERFORMANCE FEED SYSTEM

FEATURES

- Automatic feed but can be operated in Manual* also
- Superior 75mm deep hole drilling - automatically cuts holes from 14mm \varnothing - 50mm \varnothing
- Boosts productivity
- Powerful two speed drill motor 350/650 RPM
- Complete with coolant tank
- Supplied in sturdy carry case

FAIL SAFE PROTECTION

Built-in motion sensor

If any lateral movement or excess vibrations are detected, both the drill and the feed motor stop instantly. Nitto Kohki are the first company to incorporate this feature into magnetic base drills.

Fail-safe restart

The drill will not re-start even if power is re-supplied after accidental shutdown. Drilling can only be continued after turning on the drill switch.

Magnet open-circuit sensor

The drill will not start until the magnetic field is active.

ADVANCED DRILL CONTROL

Advanced drilling control prevents cutters from breaking. See page 15 for more details on these features.

ANNULAR CUTTERS

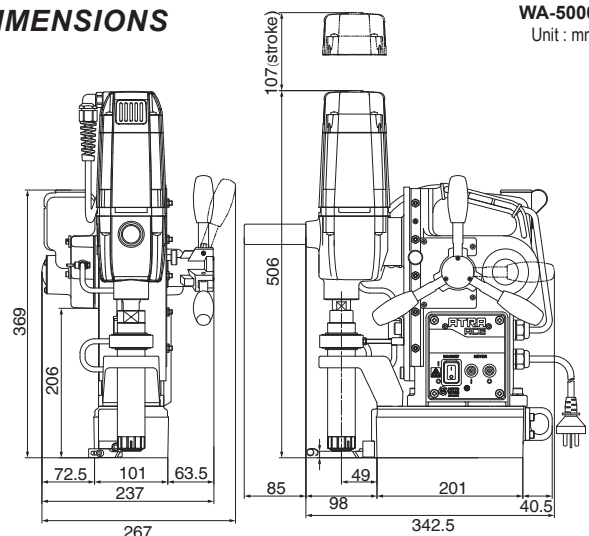
Broach cutters are far more efficient than twist drills

Nitto Kohki Atra ace magnetic drills combined with **HIBROACH** and **JETBROACH** annular cutters provide faster, cost-effective cutting and better hole finishes than conventional twist drills.



DIMENSIONS

WA-5000
Unit : mm




Model No.	Power Source	Rated Power Consumption	No Load Speed	Hole Diameter	Plate Thickness	Magnet Holding Power	Weight
WA-5000	220~240V AC 50/60HZ	1,150W	350/650rpm	14 - 50mm	9 - 75mm	1,000 kg/f	23kg

MAGNETIC BASE DRILL


Automatic and Manual

- Can be used in both Automatic and Manual modes with the overload protection still active in either mode.
- The Automatic mode is activated by simply pushing the feed handles in towards the machine to engage the gears.



Two Speed Selection

- Speed can be changed to suit either the type and size of cutter.



Coolant into heart of Cut

- Coolant is fed directly to the inside of the cut by way of a cutter coolant pin. The coolant system also features an auto shut-off.



Improve Bearing Bracket

- Our precision bearing bracket aligns cutters precisely, which increases cutter life.



Drill Controls Prevents Cutter Breakage

- **Slow Start Mechanism**- Feed speed reduced for first few seconds
- **Auto-feed** - Automatic control & feed are activated by simply pushing the feed handles to engage the gears
- **Load Sensor** - Dual sensing system responds to both drilling and feeding forces on the cutter for optimum cutting condition
- **Cycle Stop** - After the cutting cycle has finished the detector responds to a reduction in load and both the drill and feed motor stop immediately
- **Overload Stop** - When an excessive load is applied to the cutter, both the drill and the feed motor will stop automatically to prevent the cutter from breaking




Chuck and Adaptors

- Adaptors are required to fit the One-Touch chuck.



Adaptors Part No.
Short ~ TP16233
Long ~ NPCHUCK ADPT AO5575A

- Easy conversion to use twist drills using the chuck (Part No: NPCHUCK 13mm)



**Adaptor & Chuck Compatible
(Only in Manual Feed Mode)**

Optional Items

HIBROACH

- High Speed Steel One-Touch Type (25mm and 50mm depth of cut)



JETBROACH

- TCT Carbide Tipped Cutters (25mm, 35mm, 50 & 75mm depth of cut)



Always use Genuine Nitto Kohki Cutters

KEY FEATURES



MACHINE TOOLS